




Curbing emissions to help communities prosper

Erin Aleman
Executive Director
Chicago Metropolitan Agency for Planning

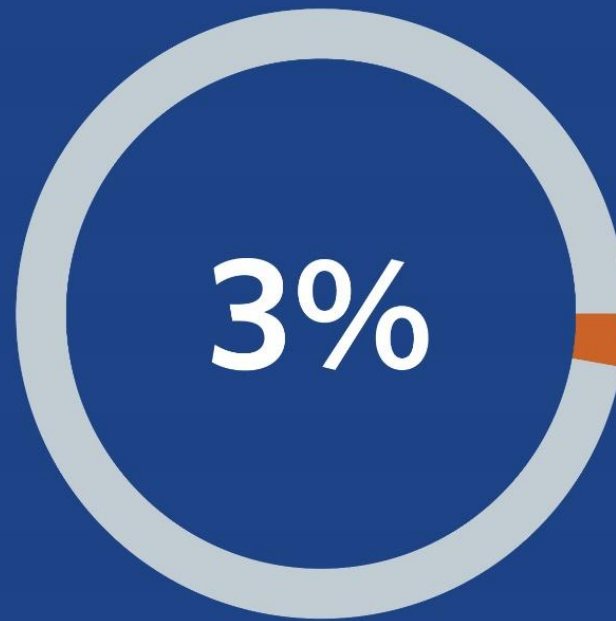
September 30, 2020



Regional greenhouse gas emissions by source



Stationary energy

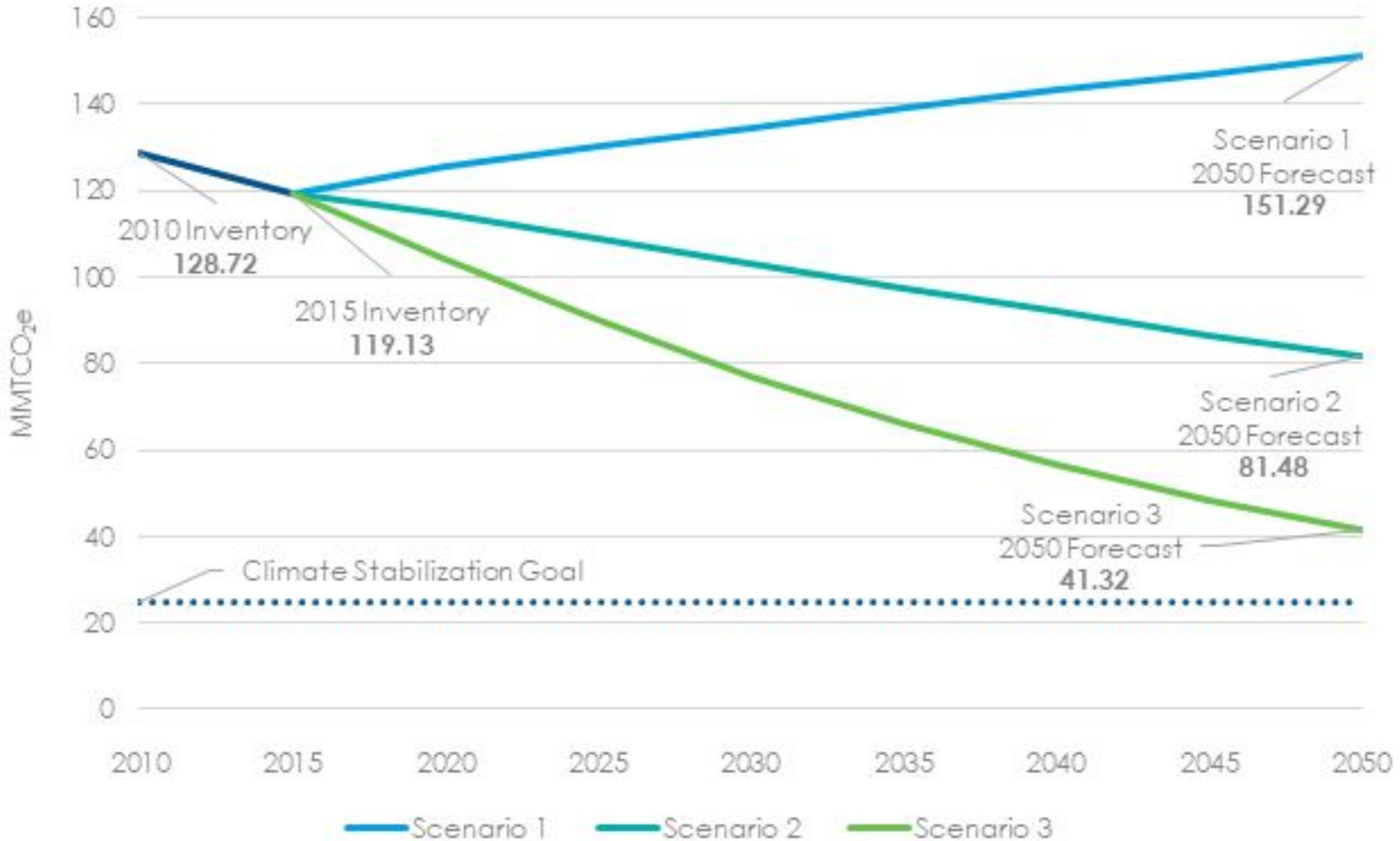


Waste



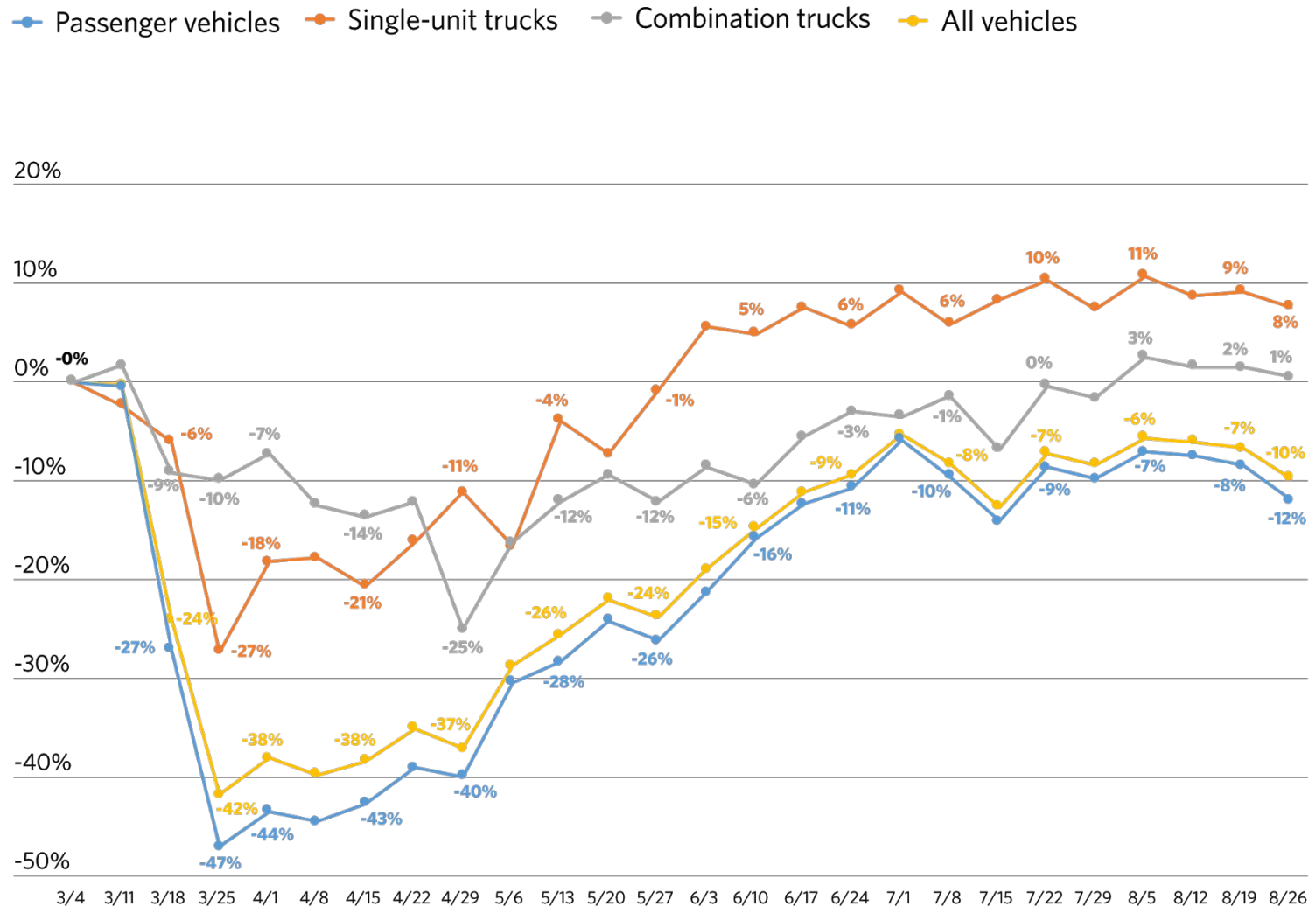
Transportation

ON TO 2050 Climate Stabilization Goal



Travel Trends since March

Estimated percentage change in statewide traffic volumes by vehicle class, Wednesdays, March-August 2020

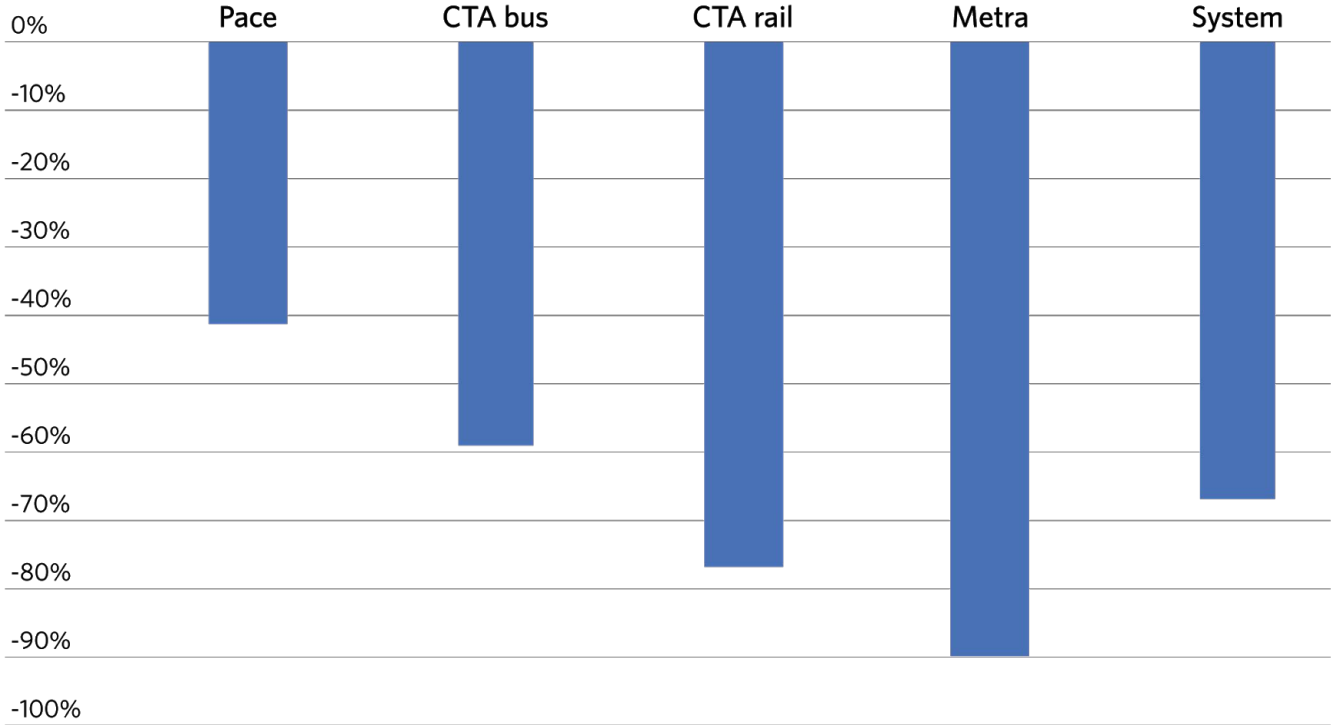


Note: Prepared September 2020.

Source: CMAP analysis of IDOT's classification count sensor data. Counts weighted using Table TVT-1, 2019 Illinois Travel Statistics Report. Excludes collector roads, local streets, and minor rural arterials. Also excludes toll highways.

Year-over-year Decline in Transit Ridership

**August 28 ridership by mode
year-over-year percent change**



Source: Regional Transportation Authority.

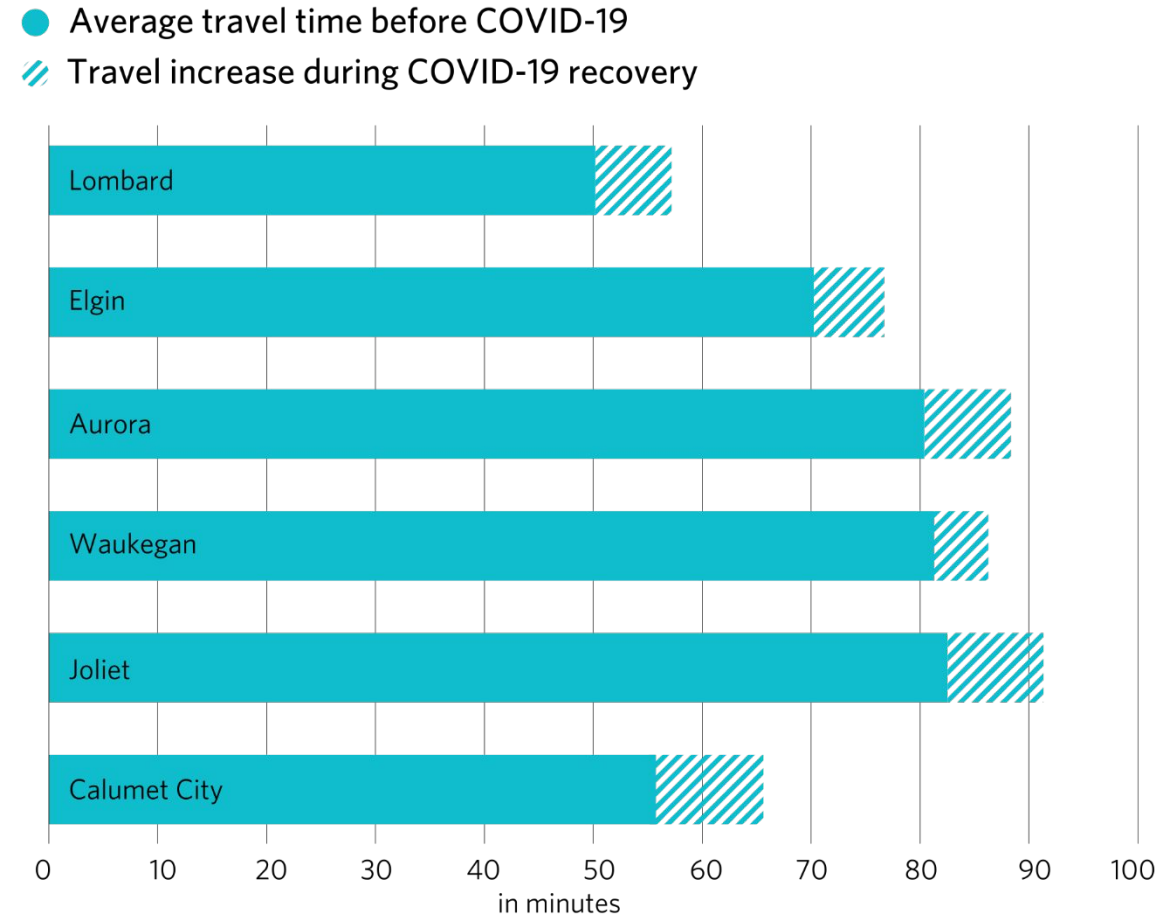
Travel increase during COVID-19 recovery

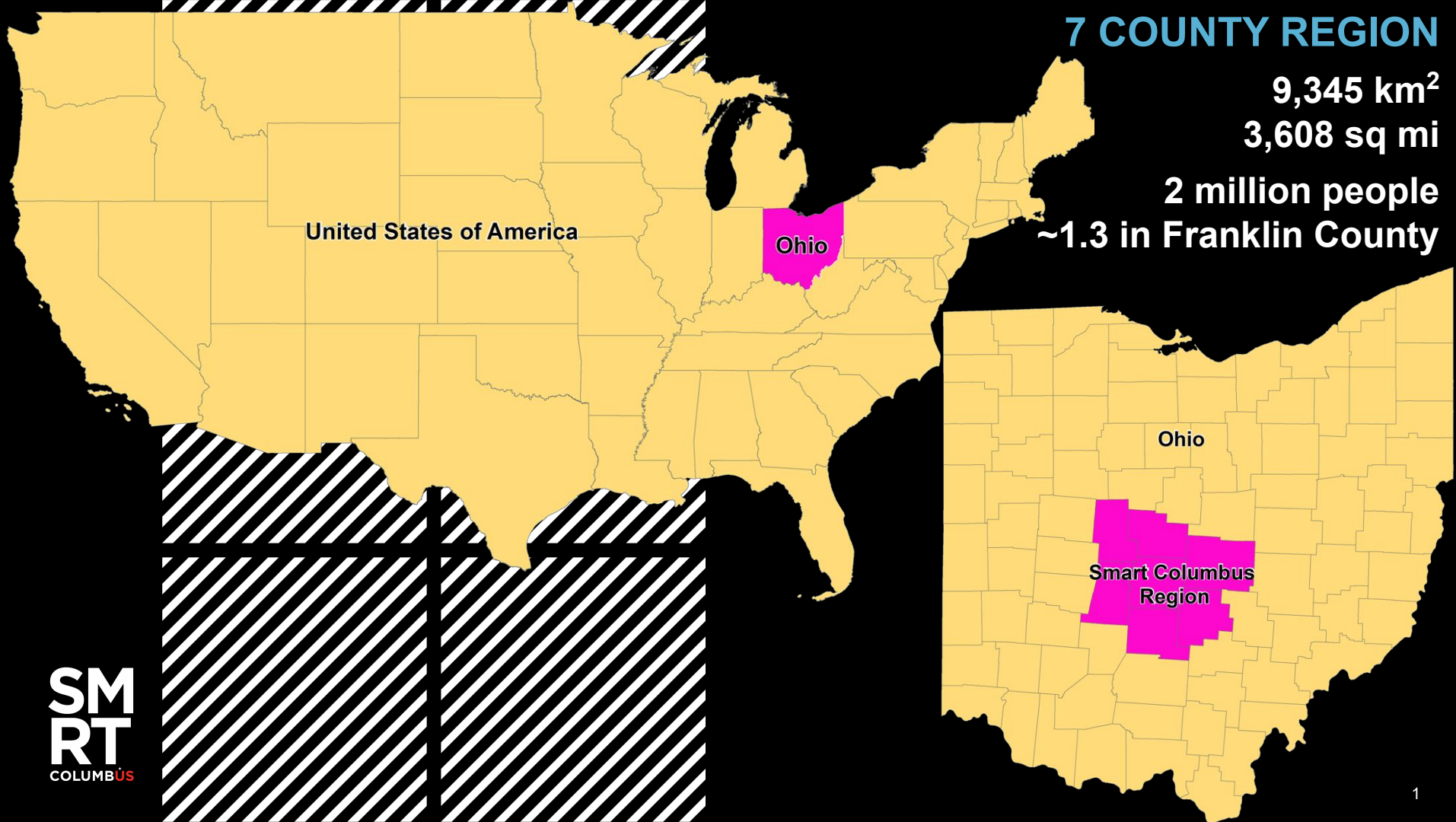
If only 25% of pre-COVID transit trips are replaced by car trips:

- Drivers will spend an **extra 193,000 hours** on the road each weekday.
- More than **\$1.2 billion annually** in productivity costs to the region

Morning inbound travel time to the Loop

Source: Chicago Metropolitan Agency for Planning.





Equity Agenda

Racism is Real

Discrimination is Real

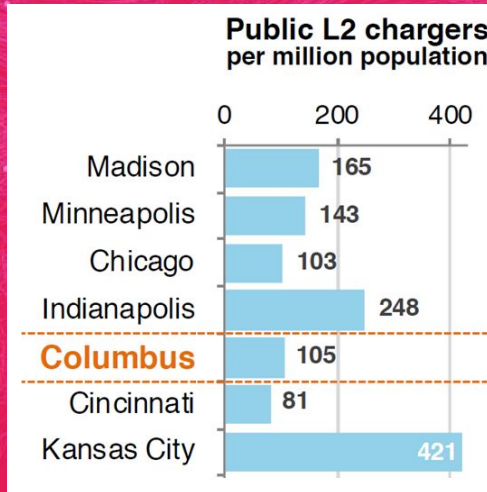
“The impact of climate change isn’t just happening on far away shores. It effects our most vulnerable residents right here, right now in Columbus.” – Mayor Andrew Ginther



Consumer Electric Vehicle Adoption Goal

2020 goal = 1.8%

2015 baseline = 0.37%



5,300

PEVs on the road by 2020

Funded By	Type	Goal
American Electric Power (AEP)	DC Fast	75
American Electric Power (AEP)	Level 2	90
City of Columbus	Level 2	60
Total		225

225 NEW PUBLIC CHARGERS

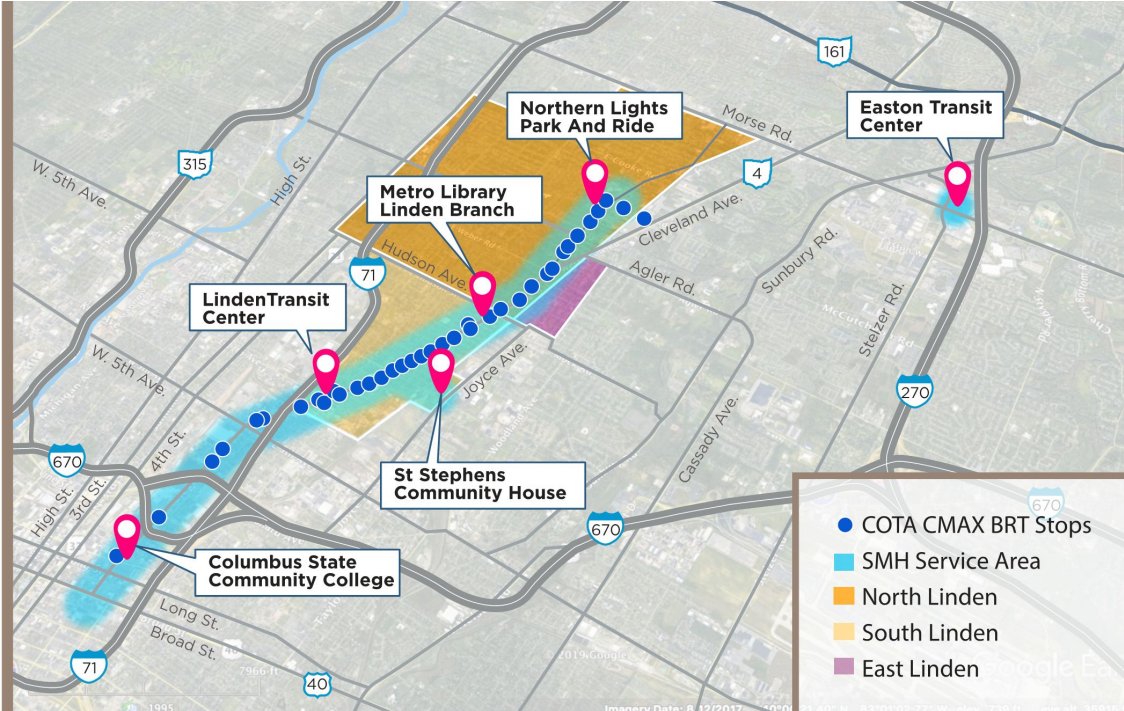
ACCESS TO MOBILITY - SMART MOBILITY HUBS

Linden Area

- Support CMAX
- Bridge first-mile/last-mile gap
- Link to jobs and services

Easton Area

- Provide last link to jobs
- Enable modal transportation in Easton area



The Bigger Picture

LinkUS *is about:*


- ✓ Climate Action
- ✓ Creating Great Places
- ✓ Increasing equitable access to opportunity
- ✓ Accommodating future growth in productive ways
- ✓ Improving Economic Vibrancy
- ✓ Shaping the future and reimagining the region for shared



THE CITY OF
COLUMBUS
ANDREW J. GINTHER, MAYOR

COTA

MID-OHIO REGIONAL
MORPC
PLANNING COMMISSION



Mandy K. Bishop, PE, SI
Deputy Director of Public Service/Smart Columbus
Program Manager
City of Columbus
mkbishop@columbus.gov
Twitter: [@mandynjnerd614](https://twitter.com/mandynjnerd614)

THANK YOU





Samantha Bingham

Clean Transportation Program Director, CDOT



GREENTOWN

**Reinventing Mobility:
Curbing Emissions to Help
Communities Prosper**

9/30/2020

Current EV & Charging Infrastructure Landscape

Key Insights

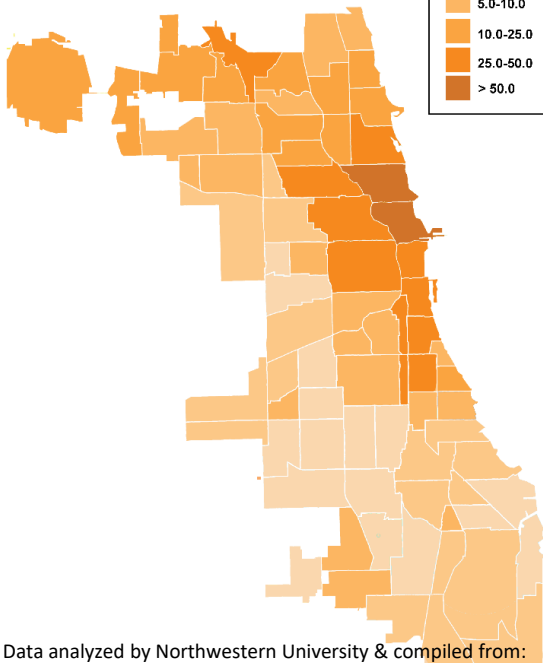
403 L2s @ 127 sites
19 DCFC @ 13 sites
- does not include Tesla

Every community area has registered EVs

70% of all public charging is located in just 3 community areas

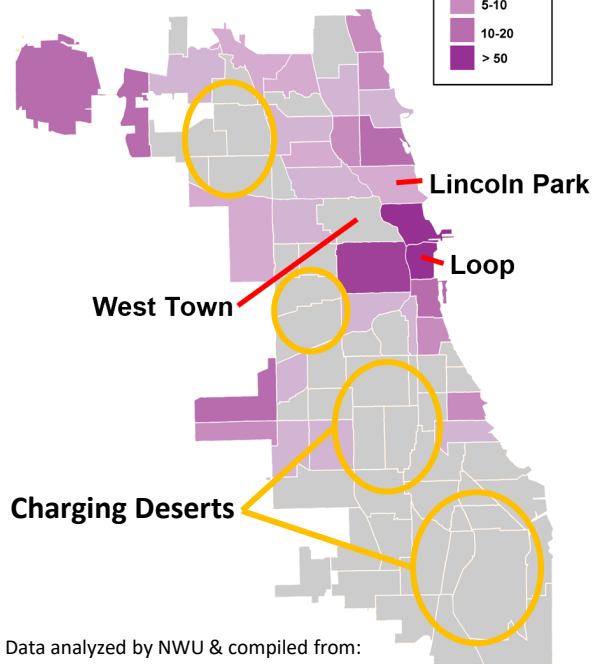
47 of 77 community areas do not have a single public charger

Estimated Number of Registered EVs per 10,000 People by Community Area in Chicago, 2020



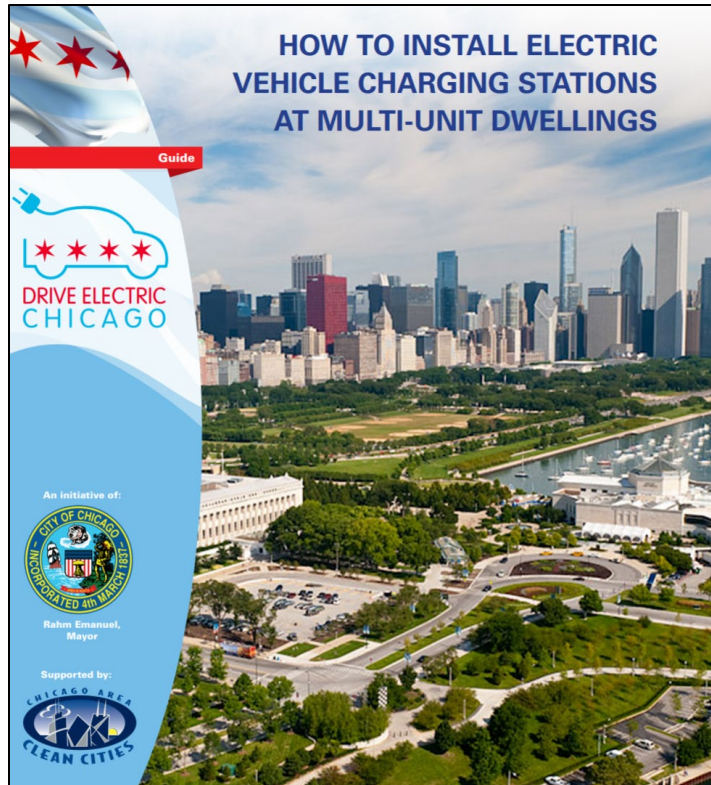
Data analyzed by Northwestern University & compiled from:
-Illinois Secretary of State EV Registrations, 2020
-CMAP Community Data Snapshot, 2019

Number of Public EV Chargers per Community Area in Chicago (2020)



Data analyzed by NWU & compiled from:
-AFDC Illinois Fueling Stations Data, 2020
-Plugging In Report, 2017

Chicago EVSE Barriers Addressed



Easy Home Installation

Easy, online expedited permit process for station installations

Regulatory Clarity

Illinois Commerce Commission determined that EVSE operators are not deemed sellers of electricity and therefore not regulated as such

Multi-Unit Dwelling Support

70% of Chicago residents live in multi-unit dwellings. DriveElectricChicago.org provides a guide to help with infrastructure development

Chicago also has EV owners/advocacy group, [Chicago for EVs](#)

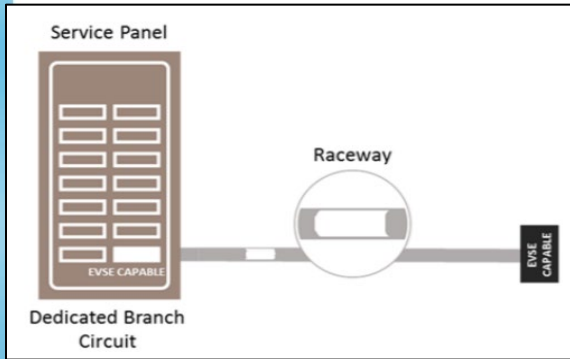
New Developments, 2017-2020

EV-Installed or EV-Ready options added to the Chicago Sustainable Development Policy

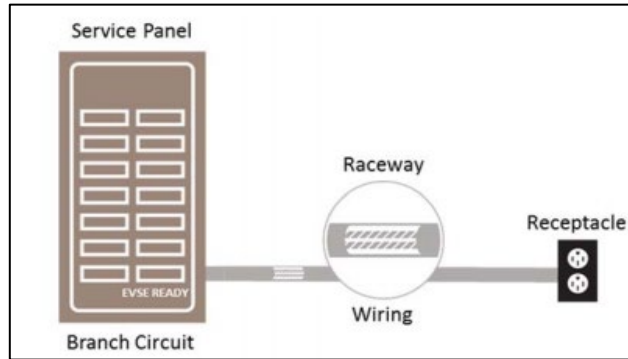
New Developments, November 2020+

EV-Ready Ordinance passed by City Council: April 24, 2020

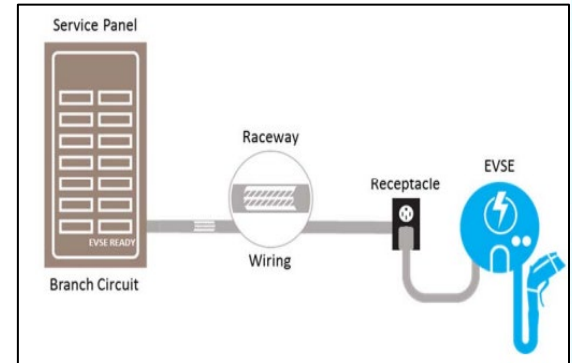
Community EV Readiness: New Construction Options



EV-Capable

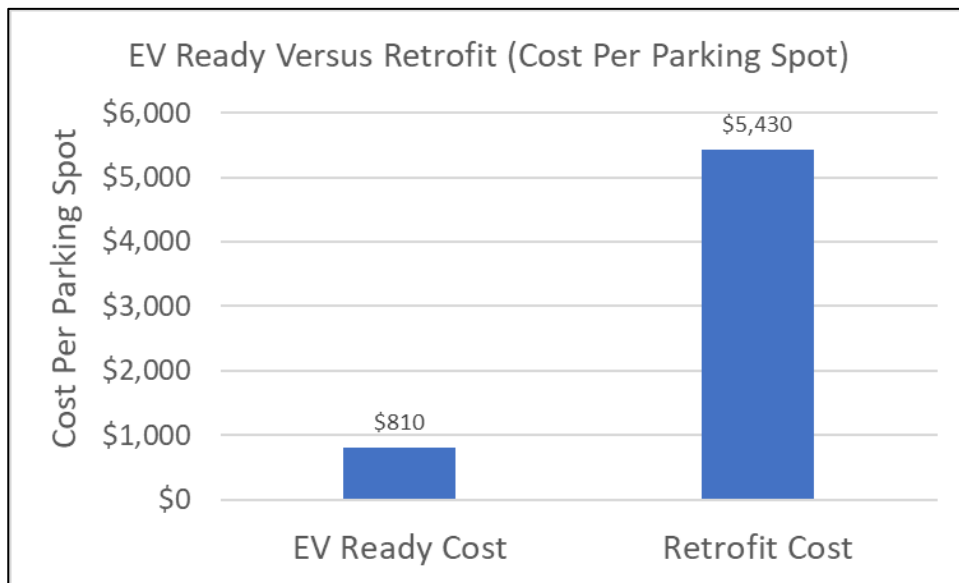


EV-Ready



EV-Installed

Chicago's EV Readiness Efforts: EV-Ready Cost Effectiveness



Chicago's EV Readiness Efforts: EV Readiness Ordinance

Residential Buildings

- New construction
- 5 or more dwelling units
- on-site parking
- At least 20%, 1 minimum
- EVSE-Ready or -Installed

Non-Residential Buildings

- New construction
- 30 or more parking spaces
- At least 20%
- EVSE-Ready or -Installed

If an accessible parking space is required, at least one of the EVSE-Ready spaces must be accessible.

THANK YOU

Samantha Bingham, Clean Transportation Program Director, CDOT

Email: Samantha.Bingham@cityofchicago.org

Phone: 1-312-744-8096

Websites: www.cityofchicago.org/Transportation

www.DriveCleanChicago.com

www.DriveElectricChicago.org

www.ChicagoCleanCities.org

